



Secure and Safe

Fire Alarm and Security Systems

www.se-ns.com



Conventional Fixed-Temperature Heat Detector S2-CHD-200

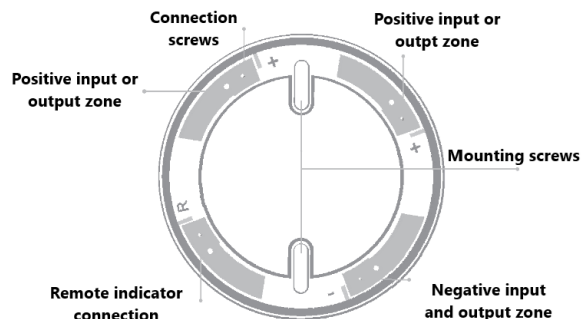
Introduction

The S2-CHD-200 conventional fixed-temperature heat detector is designed to sense ambient temperature. It detects temperatures exceeding 70 °C and triggers a fire alarm. This detector is suitable for environments where smoke-producing substances might exist under normal conditions.

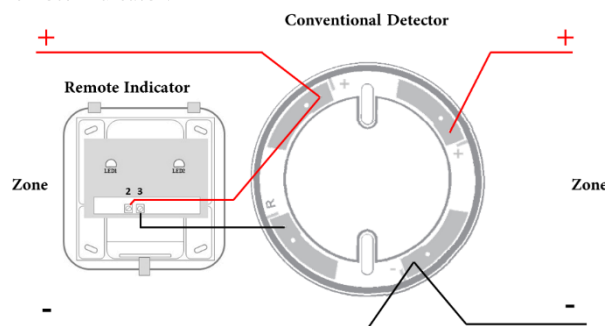
Installation and Wiring

The various parts of the base are shown in the figure below:

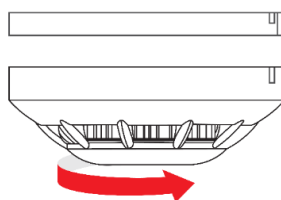
- Choose a suitable place for installing the detector.
- Pass the output wires of the conventional panel zone through the base and install the base to the wall using two screws.
- Connect the output wires of the zones to the metal contacts of the base according to their polarity as shown in the figure below.



- Ensure that the positive input and output wires are not connected to a common terminal. Connect them separately to the positive terminals as shown in the image below.
- The conventional detector can be connected to the conventional remote indicator. Refer to the diagram below to connect it to the remote indicator.



- Place the detector frame onto the base as shown in the image, aligning the markings on the frame with the markings on the base.
- Rotate the unit clockwise to lock it.



Testing

- Connect the detector to the terminal of the SENS Conventional control panel.
- Connect the control panel to a power supply.
- After the control panel recognizes the detector, its indicator LED will start flashing.
- Place a heat source close to the temperature sensor of the detector and raise its temperature to above 70 °C. The detector will send a fire alarm signal to the control panel, and the indicator LED will stay continuously lit until the panel is reset.
- Disconnect the detector from the base in normal operating mode, the panel will trigger a fault alarm. After reassembly, the fault condition will be automatically cleared.
- A short circuit at the detector terminals will cause a fault on the panel.

Technical Specifications

Design Standard	EN 54-5
Detector Class	A2S
Operating Voltage	27V
Stand by consumption	65µA
Alarm state current	25mA
Alarm Temperature	70 °C
Operating Temperature	-10 to 70 °C
Humidity	95% (without condensation)
Dimensions	50×100 mm
Weight	100gr

Warranty

Make sure this device is only used with a compatible control panel, and no destructive operations are performed on it, otherwise, it will not be covered by the warranty. Products must be regularly inspected, serviced, and maintained to ensure proper functionality.

Troubleshooting

In case of any issues with the conventional fire alarm detector, troubleshooting and repair of the parts must be done by the after-sales service department of SENS company, or an authorized representative recommended by the company.

Conventional system zone diagram

