



Secure and Safe

Fire Alarm and Security Systems

www.se-ns.com



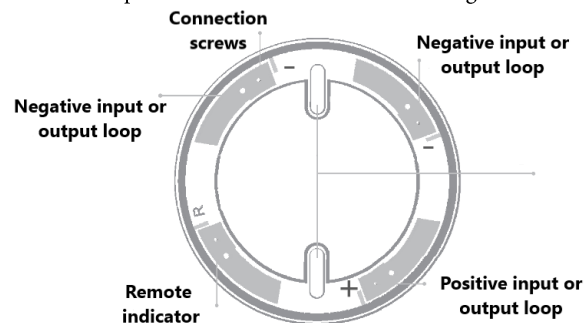
Addressable Smoke/Heat Multi Detector S2-AMD-300

Introduction

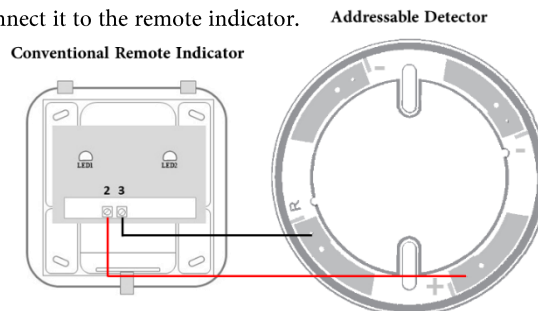
The S2-AMD-300 addressable multi-sensor detector can sense both ambient temperature and smoke. It detects temperatures exceeding 70 °C and the presence of smoke in the environment and triggers the fire alarm. This detector is suitable for various indoor environments.

Installation and Wiring

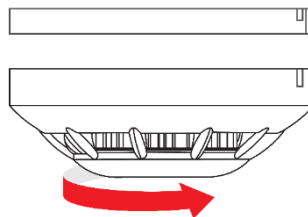
The different parts of the base are shown in the figure below:



- Choose a suitable place for installing the detector.
- Pass the loop output wires through the base and install the base on the wall using two screws.
- Connect the loop wires to the metal contacts on the base according to their polarity, as shown in the image below.
- If the detector isolator is considered active, the negative input and output wires should be connected to the separate negative connectors. otherwise, the negative wires could be connected to the same negative connector.
- The addressable detector has the capability to connect a conventional remote indicator, refer to the figure below to connect it to the remote indicator.



- Place the detector frame onto the base as shown in the image, aligning the markings on the frame with the markings on the base.
- Rotate the body clockwise to lock it.



Testing

- Address the detector using a handheld programmer and connect the detector to the loop of the SENS addressable control panel.
- Power on the control panel and Add the detector to the panel, following the guidelines in the SENS addressable panel manual.
- After the control panel recognizes the detector, its indicator LED will start flashing.
- Place a heat source close to the temperature sensor of the detector and raise its temperature to above 70 °C. Alternatively, spray smoke into the detector chamber using a smoke spray. The detector will send a fire alarm signal to the control panel, and the indicator LED will stay continuously lit until the panel is reset.
- Disconnect the detector from the base in normal operating mode, the panel will trigger a fault alarm. After reassembly, the fault condition will be automatically cleared.
- A short circuit at the detector terminals will cause a fault on the panel.

Technical Specifications

Design Standard	EN 54-5,7
Detector Class	A2S
Operating Voltage	27 V
Stand-By Consumption	0.6mA @ 27V
Alarm State Current	1.3mA @ 27V
Alarm Temperature	70 °C
Operating Temperature	-10 to 70 °C
Humidity	95% (without condensation)
Dimensions	50×100 mm
Weight	120gr

Warranty

Make sure this device is only used with a compatible control panel and no destructive operations are performed on it otherwise, it will not be covered by the warranty. Products must be regularly inspected, serviced, and maintained to ensure proper functionality.

Troubleshooting

In case of any issues with the addressable detector, troubleshooting and repair of the detector parts must be done by the after-sales service department of SENS company, or an authorized representative recommended by the company.

Addressable system zone diagram

